




DIGITAL TICKETING GUIDE

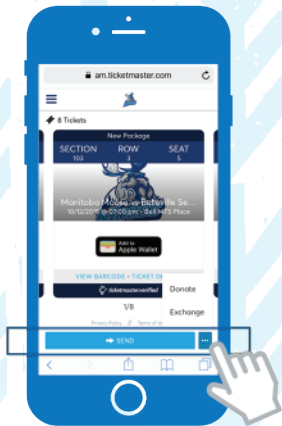


LOG IN TO YOUR ACCOUNT

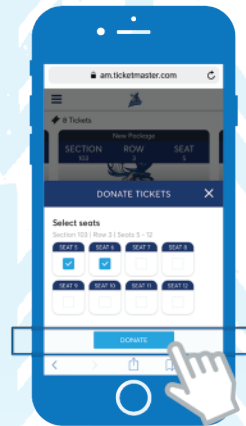


- 1 Open the **Manitoba Moose App**.
- 2 Scroll down and click on **Manage Your Account**.
- 3 Click **Sign In** and log into your Manitoba Moose Account Manager using your email address and password.
- 4 Select the game you wish to manage.

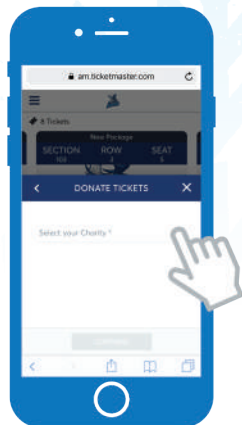
HOW TO: DONATE TICKETS (MOBILE)



- 5 Tap **☰** located next to Send and Sell. Click **Donate**.



- 6 Tap to choose specific seat locations, then tap **Donate** to confirm.



- 7 Select your charity from the dropdown menu.



- 8 Tap **Continue**.