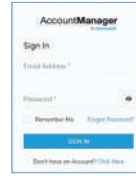




DIGITAL TICKETING GUIDE



LOG IN TO YOUR ACCOUNT

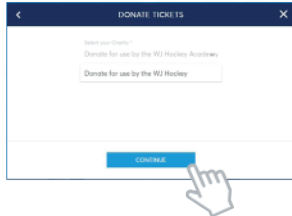
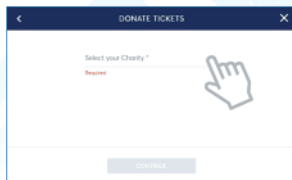


- 1 Visit www.moosehockey.com and select **Manage Your Account**
- 2 Log into your Manitoba Moose Account Manager using your email address and password.
- 3 Select the game you wish to manage.

HOW TO: DONATE TICKETS (DESKTOP)



- 4 Click **Donate** located next to Send and Sell. Click **Donate**.
- 5 Click to choose specific seat locations, then click **Donate** to confirm.



- 6 Select your charity from the dropdown menu and click **Continue**.