

AUTISM



ACCEPTANCE

SAT APR 6 2PM



VS



**GUIDE TO
THE GAME**

IN SUPPORT OF





We hope this Guide to the Game will make you more comfortable on your big day at a Manitoba Moose game. As you will see, there is no reason to be scared or anxious. Hockey games are supposed to be a lot of fun and Canada Life Centre will be filled with friendly people having a good time! This Guide to the Game will help you learn more about what you can expect at a Manitoba Moose game!

THE TEAM



WHO ARE THE MANITOBA MOOSE?

The Manitoba Moose are an ice hockey team that play in the American Hockey League. Players come from many different countries to play on the Moose. The team plays their home games at the Canada Life Centre in downtown Winnipeg.

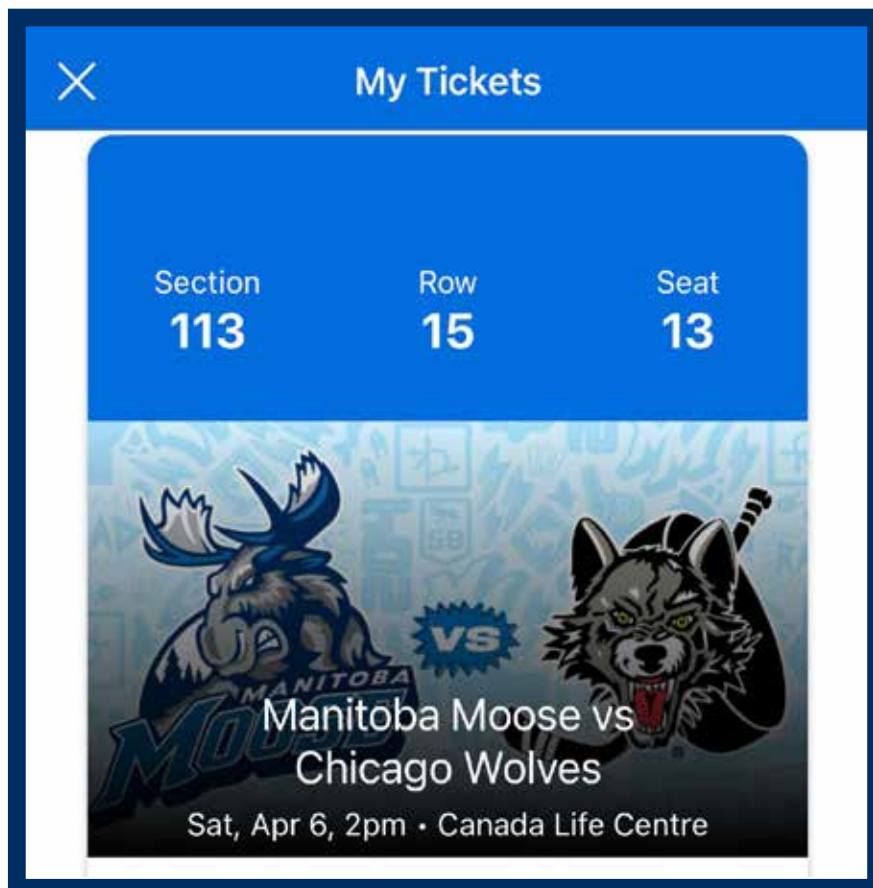
GETTING READY TO GO



BEFORE YOU LEAVE FOR THE GAME ...

- Make sure you eat and are hydrated. Outside food and drinks are not allowed in Canada Life Centre.
- Food and drinks are available to purchase inside Canada Life Centre.
- Canada Life Centre is a cashless venue.
- Dress warm and bring a jacket because it can be cold inside Canada Life Centre.
- Don't forget if you purchased tickets before the game, load them into your digital wallet for easy entry.
- Plan a time to arrive at Canada Life Centre, typically doors open 1 hour before the game starts.

ENTERING CANADA LIFE CENTRE



WHO DO I GIVE MY TICKET TO?

- Show your ticket to Canada Life Centre Event Staff. They will scan your ticket and let you enter the arena.
- Event Staff will be wearing shirts that say “Canada Life Centre Event Staff.”
- There are many people who work at Canada Life Centre who help keep everyone at the game safe! If you have a question or get lost, you can tell one of the Canada Life Centre Event Staff, and they will help you.

ENTERING CANADA LIFE CENTRE



GOING THROUGH SECURITY

- You will have to pass through our security metal detectors. Sometimes this causes a line. Try to be patient and calm, fun times are just ahead.
- The metal detectors are used to see if people are bringing things into Canada Life Centre that are not allowed.
- Bags larger than 12"x9"x5" are not allowed in Canada Life Centre.

INSIDE CANADA LIFE CENTRE



WHY ARE THERE SO MANY PEOPLE?

- Canada Life Centre holds thousands of people, so it gets a little crowded! You have to be extra careful to stay with your group and if possible, hold hands so no one gets separated.
- There will be many different people of all ages, sizes, shapes, colors, and abilities. A lot of fans will be wearing blue or white jerseys and hats to show how much they love their team.
- Never go off on your own because you could get lost. If you get lost, please tell one of the Canada Life Centre Event staff, and they will help you.


INSIDE CANADA LIFE CENTRE



STORES AND FOOD

- The concourse is one BIG circle with lots of things to do. You will see all different types of food.
- Also, there is our Jets Gear store which sells clothes and souvenirs. If you want to buy something, you will have to bring your money from home.

INSIDE CANADA LIFE CENTRE



HOW DO WE FIND OUR SEATS?

- Your ticket will have three important things: your section number, which row you are in, and your exact seat number.
- In case you lose your ticket, try to remember your **SECTION** number.

INSIDE CANADA LIFE CENTRE



MICK E. MOOSE!

- You may see Mick E. Moose walking around saying hi and hugging fans! He is a giant stuffed moose who is very friendly and quiet.
- You don't have to say hi to Mick E. Moose if you don't want to, sometimes he just likes to dance around.

THE GAME



HOW LONG IS THE GAME?

- A hockey game has three periods that are each 20 minutes long. There is a 18 minute break after the first and second periods. There are a lot of pauses and timeouts during the game when the teams will have to stop playing. Games usually last around 2.5 hours.

THE GAME



WHAT'S ON THE SCOREBOARD?

- The video board that hangs from the centre of the ceiling gives you a close up view of what is going on down on the ice. When the team is not playing, it will play short commercials and videos, just like your TV at home.

THE GAME



WHAT ARE ALL THE DIFFERENT SOUNDS?

- You will hear music playing through the speakers around the concourse and Canada Life Centre. It can be a bit loud but maybe you will hear your favourite song.
- Before every game starts someone will always sing the American and Canadian National Anthems. It won't be too loud but it's okay if you cover your ears if you need to. You can also sing along.

THE GAME



- If the sights, sounds and smells become too much for you, we welcome you and your family down to the Konica Minolta Alumni Lounge to watch the game on TV.
- The Alumni Lounge is located on the Canada Life Centre Event Level outside the Scotia Wealth Management Premium Club. Please take the elevators at Gate 1 down to the Event Level. If you need directions, please ask one of our Canada Life Centre Event Staff.

DURING THE GAME



WHY IS EVERYONE SO LOUD?

- During the game, fans will cheer and clap if the Moose score a goal or make a good play. If the Moose score you will hear a loud horn blow! When this happens, lots of people will stand up and cheer! If it's too loud, you can cover your ears, wear headphones, or go for a walk on the concourse. The volume of the horn will be lowered for this game.

DURING THE GAME



SENSORY KITS

- Complimentary sensory kits are available and include a variety of sensory toys. Noise reducing earmuffs and ear plugs are also available. All kits and ear protection are available through Guest Services located on the concourse outside Section 103. Limited quantities are available.

DURING THE GAME



WHERE IS THE RESTROOM?

- Restrooms are located on the main concourse. If you need to use the restroom, ask an adult in your group to take you. Ask the people sitting in your row to politely stand up so you can pass them.
- Never go to the restroom by yourself and do not leave without an adult.

DURING THE GAME



WHAT IF I GET LOST?

- If you get lost, you can tell any any Canada Life Centre employee. They will be wearing the same shirts as the people who took your ticket. Tell them your name and they will help you find your group.

DURING THE GAME



WHY DO WE HAVE TO WAIT TO GO BACK TO OUR SEATS?

- If the game is in the middle of play, you'll need to wait at the entrance of your section behind the Canada Life Centre Event Staff. Walking to your seat during the game blocks the view of other fans who are trying to watch the game. Event Staff will let you go to your seat once the whistle blows and the play is stopped.


LEAVING THE GAME



WHY DOES IT TAKE SO LONG TO LEAVE?

- After the game, everyone is trying to leave at the same time so it might be crowded and noisy. Make sure you do not get separated from your group and stay with an adult at all times when you are trying to leave the game.

HAVE FUN!



- Thank you for supporting the Manitoba Moose Hockey Club. We hope you enjoy the game with your family and friends.

#GOMOOSEGO